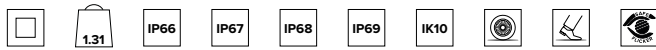
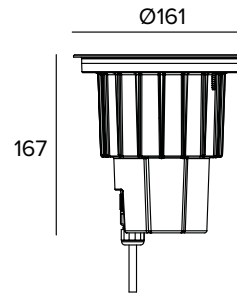


E015ZMH830ELCCB | KEPLERO 160 Zoom

Compact inground adjustable projector equipped with LED sources



The fixture's photometric values can be found on the following pages



The figures on the drawing are expressed in mm.

SOURCE

High efficiency Chip on Board LED Ra80. 3500K colour temperature available on request.

Energy efficiency class: D

Nominal power: 12W

Nominal flux: 1923lm

Colour rendering index: 80

Rf: 83

Rg: 96

CCT nominal: 3000K

Lifetime (L80/B10): >50000h tq +25°C

ILLUMINOTECHNICAL CHARACTERISTICS

A hybrid lens and reflector Zoom optical system with variation of the beam opening in four positions (Spot, Flood, Medium Wide, Wide Flood). Aiming using a tilting system up to 20° on the vertical axis and 360° on the horizontal plane with a friction aim locking system.

Optic: ZOOM

Beam angles: SP, FL, MWFL, WFL

Optical efficiency: See photometries

Fixture flux: See photometries

Luminous efficacy: See photometries

Photobiological safety: Compliant with RG1 low risk group

MECHANICAL CHARACTERISTICS

Die-cast aluminium body with 3 layers of protection: anodised, cataphoresis and black paint. Brushed stainless steel (AISI 316) ultra flat decorative ring with bevelled edge (copper bronze finish). Version with extra-clear protective glass. Anti theft stainless steel A4 Torx screws.

Colour and finish: Copper bronze

Weight: 1.31Kg

Version: STANDARD

Degree of protection: IP66,IP67,IP68,IP69

Mechanical Resistance: IK10

ELECTRICAL CHARACTERISTICS

110-240Vac power supply with an ON-OFF integrated driver. Connection to the mains via IP68 watertight connectors for H07RN8-F cable (max 2x2.5mm²).

Fixture Power: 13W

Power supply: 110-240V 50/60Hz

Insulation Class: CLASS 2

Type of driver / Control: ON-OFF

Driver included: YES

Class F: YES

SAFE FLICKER: PstLM=<1 and SVM=<0.4 (IEC TR 61547-1 and IEC TR 63158), to ensure a more comfortable and safe light

Ambient temperature: -25°C / +35°C

INSTALLATION

Nylon installation sleeve to be ordered separately as an accessory. The sleeve is pre-set for both flush or straight edge installation. 20kN resistance to static load.

NOTES

All light fixtures must be completed with an installation sleeve. IP68: the fixture is not suitable for permanent underwater installation but can withstand temporary accidental immersion to a depth of 2 metres (max.24h). IP69: IEC/EN 60529 standard compliant. All versions of the KEPLERO family meet all the requirements of EN 60598-2-13 standard regarding drive-over and walk-over performances. Low temperatures on the glass make them suitable even for installation in "special areas", such as spaces for children. Uses the "Waterblock Smart" technical solution that involves resin coating the connection cables, limiting the risk of humidity reaching the driver or the fixture. 110-277Vac version available on request.

WARNING

Luminaire designed for disposal/recycling at end-of-life. Replaceable (LED only) light source by a professional. Replaceable control gear by a professional.

Due to the technological evolution of the electronic components, the data provided may be updated, and as such, confirmation must be requested during the order process.

Luminous flux and power supply have +/-10% tolerances with respect to the indicated value. tq +25°C (CIE 121).

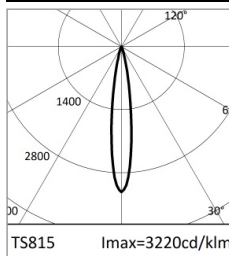
We reserve the right to make technical changes.

Targetti Sankey S.r.l.
Via Pratese, 164
50145 Firenze - Italy
Tel: +39 055 37911
targetti.com
targetti@targetti.com

CCIAA Firenze
Share Capital:
€ 500.000,00
VAT N. (IT):
01537660480
R.E.A: FI-275656

TARGETTI

E015ZMH830ELCCB | KEPLERO 160 Zoom
 Compact inground adjustable projector equipped with LED sources



	3000K	H(m)	D(m)	Emax(lx)		
	Ra80		15°			
Fixture Power	13W	1	0.27	6192		
Source Flux	1923lm	2	0.54	1548		
Fixture Flux	661lm	3	0.82	688		
Efficacy	49lm/W	4	1.09	387		
TS815	I _{max} =3220cd/klm	I _{max}	6192cd	5	1.36	248



	3000K	H(m)	D(m)	Emax(lx)		
	Ra80		32°			
Fixture Power	13W	1	0.58	2825		
Source Flux	1923lm	2	1.15	706		
Fixture Flux	876lm	3	1.73	314		
Efficacy	65lm/W	4	2.30	177		
TS816	I _{max} =1469cd/klm	I _{max}	2825cd	5	2.88	113

SP

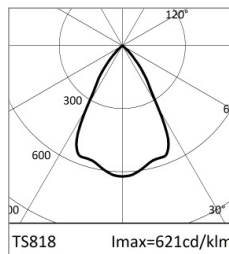
Fixture flux	661lm
Luminous efficacy	49lm/W
Optical efficiency	34%

FL

Fixture flux	876lm
Luminous efficacy	65lm/W
Optical efficiency	46%



	3000K	H(m)	D(m)	Emax(lx)		
	Ra80		53°			
Fixture Power	13W	1	0.99	1664		
Source Flux	1923lm	2	1.98	416		
Fixture Flux	1132lm	3	2.97	185		
Efficacy	84lm/W	4	3.95	104		
TS817	I _{max} =866cd/klm	I _{max}	1664cd	5	4.94	67



	3000K	H(m)	D(m)	Emax(lx)		
	Ra80		61°			
Fixture Power	13W	1	1.18	1194		
Source Flux	1923lm	2	2.37	299		
Fixture Flux	1221lm	3	3.55	133		
Efficacy	91lm/W	4	4.74	75		
TS818	I _{max} =621cd/klm	I _{max}	1194cd	5	5.92	48

MWFL

Fixture flux	1132lm
Luminous efficacy	84lm/W
Optical efficiency	59%

WFL

Fixture flux	1221lm
Luminous efficacy	91lm/W
Optical efficiency	64%

Due to the technological evolution of the electronic components, the data provided may be updated, and as such, confirmation must be requested during the order process. Luminous flux and power supply have +/-10% tolerances with respect to the indicated value. tq +25°C (CIE 121).

Targetti Sankey S.r.l.
 Via Pratese, 164
 50145 Firenze - Italy
 Tel: +39 055 37911
 targetti.com
 targetti@targetti.com

CCIAA Firenze
 Share Capital:
 € 500.000,00
 VAT N. (IT):
 01537660480
 R.E.A: FI-275656



We reserve the right to make technical changes.

E015ZMH830ELCCB | KEPLERO 160 Zoom

Compact inground adjustable projector equipped with LED sources

Related codes

Sleeve



Ø mm	H mm	Code
166	200	1E2521

Installation sleeve.
Grey Nylon casing.
For flush and semi-flush installation.

Accessories

Filter



Ø mm	Code
70	1T1708

Flat striped glass blade light refractive filter.
This makes the beam take on an oval shape and when combined with spotlights, the light blade appears more prominent.

Grid



Ø mm	Code
70	1T1711

Anti-glare louver.
Black painted metal honeycomb structure.

Shutter



Colour	Code
●	1E2523

Black half-moon shutter.

Tool



Code
1E0388

Sucker tool to raise the glass.



Code

1E2495

Features TORX HEAD, TX 30.

Due to the technological evolution of the electronic components, the data provided may be updated, and as such, confirmation must be requested during the order process.
Luminous flux and power supply have +/-10% tolerances with respect to the indicated value. tq +25°C (CIE 121).

We reserve the right to make technical changes.

Targetti Sankey S.r.l.
Via Pratese, 164
50145 Firenze - Italy
Tel: +39 055 37911
targetti.com
targetti@targetti.com

CCIAA Firenze
Share Capital:
€ 500.000,00
VAT N. (IT):
01537660480
R.E.A.: FI-275656

TARGETTI

E015ZMH830ELCCB | KEPLERO 160 Zoom

Compact inground adjustable projector equipped with LED sources

Tool



Code

1E2524

Metal handle for fixture removal

Connector



Code

1E2769

Linear connection box IP66/IP68.
5 poles max. wire section 1.5mm².
Cable diameter range from 7 to 12mm.



Code

1E2494

Multiple connection box IP68.
1 IN - 3 OUT 4 poles max. wire section 2.5mm².
Cable diameter range from 6 to 12mm.

Surge protector



Code

A013B

Surge protector compatible with CLASS II lighting fixtures and electronic drivers.
Operating voltage 220-240Vac.
SPD type 2+3.
Max surge protection 10kV.
CLASS II
IP67

Due to the technological evolution of the electronic components, the data provided may be updated, and as such, confirmation must be requested during the order process.

Luminous flux and power supply have +/-10% tolerances with respect to the indicated value. tq +25°C (CIE 121).

We reserve the right to make technical changes.

Targetti Sankey S.r.l.
Via Pratese, 164
50145 Firenze - Italy
Tel: +39 055 37911
targetti.com
targetti@targetti.com

CCIAA Firenze
Share Capital:
€ 500.000,00
VAT N. (IT):
01537660480
R.E.A.: FI-275656

TARGETTI